

HOW TO FIND THE BEST AIRBNB IN ANY CITY IN 5 MINUTES OR LESS

Prepared By
YORE OYSTER

Time Required
5 MINUTES



TABLE OF CONTENTS

1. The Done-For-You Method
2. Analysis Paralysis & The "10 Or Less" Strategy
3. The ABCs Of Airbnb
4. The Big 7 Filters
5. Building In Flexibility
6. Mistakes To Avoid
7. How To Save 20%+ On Every Airbnb Booking



#1 THE DONE-FOR-YOU METHOD

THE HARD WORK IS DONE

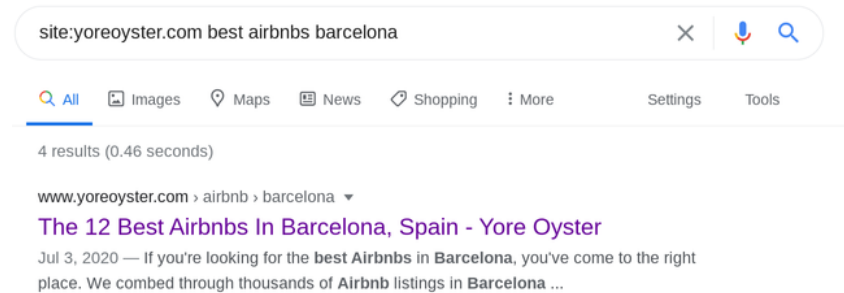
If you really want to save time, the first thing you should always do when searching for the best Airbnbs in a given city is look at the properties we've already hand-selected for you.

Our team has spent months combing through hundreds of high-rated properties in over 1,000 cities around the world to find the very best properties for you, so you probably won't need to go any further than that.

Right now we have posts for over 500 cities, and we're publishing new posts every single day.

HOW TO CAPITALIZE

The best way to find our post on the best Airbnbs in a given city is to do a [Google search like this](#) and replace the city name.



If you prefer to do your own search, though, the next few pages will show you how.



#2 ANALYSIS PARALYSIS & THE 10 OR LESS STRATEGY

HOW TO AVOID ANALYSIS PARALYSIS

Analysis paralysis is what we experience when an overabundance of choices prevents us from taking action.

And on Airbnb, with thousands of properties to sift through, analysis paralysis can take a real toll.

If you've found yourself in any of these scenarios, you've experienced analysis paralysis firsthand:

- Spending hours searching for the "perfect" Airbnb
- Putting off booking the Airbnb until "later"
- Getting burnt out from looking at hundreds of options
- Booking a subpar Airbnb last-minute because you procrastinated earlier

We've been led to believe that having more options is a good thing.

But in reality, too many options is a burden, not a blessing.

INTRODUCING: THE "10 OR LESS" STRATEGY

We believe it's better to have 10 **amazing** options than 1,000 **good** options.

That's why our 10 Or Less strategy focuses on narrowing your options down to—you guessed it—10 Airbnbs or less.

In the next few pages, you'll learn exactly how to apply the 10 Or Less strategy to your Airbnb search process, saving you hours of time—and potentially hundreds of dollars in the process.



#3 THE ABCs OF AIRBNB

WE ALL WANT SOMETHING DIFFERENT

With thousands of Airbnbs to choose from in a given city, it's impossible to say that one of them is the "best."

And that's because we're all looking for something different: different amenities, different locations, and different designs and styles.

This is one of the major benefits of the 10 Or Less strategy: it gives you enough variety to meet your highly specific needs without overwhelming you with hundreds of mediocre options.

Because there is no objective "best" Airbnb.

The best Airbnb is the Airbnb that's right for you.

BUT WE ALSO WANT SOMETHING THE SAME

Still, there are three criteria that all of us look for when choosing an Airbnb. We call them the **ABCs**.

#1 Available

If you're reading this, you're here to book an amazing Airbnb quickly, not to find properties for a Pinterest board. So the first thing you need to know is weed out the Airbnbs that are unavailable during your chosen travel dates.

#2 Beautiful

This one goes without saying. Life's too short to stay in ugly Airbnbs.

#3 Certified

I'm not talking about some official certification—I'm talking about the certification of past guests. Our 10 Or Less strategy uses filters to eliminate all properties that don't have excellent guest reviews.



#4 THE BIG 7 FILTERS

THE BIG 7 FILTERS

These are the 7 steps you'll want to follow every time you search for an Airbnb property:

1. **Choose your city.**
2. **Choose your exact dates.**
3. **Position the map to show only the downtown core.**
4. **Choose "Entire place."**
5. **Set your maximum price to \$150/night.**
6. **Select Airbnb Plus.**
7. **Select Superhost.**

We recommend skipping all of the other filters, including the number of guests and specific amenities like Wifi and Kitchen, because they tend to muddle the search results.

HOW TO USE THEM

To make the search process as easy as possible for you, we've set up a link with all of the filters you need (and none of the filters you don't). **You may want to bookmark this link for future Airbnb searches.**

[Here's a link with all of these filters set up for you.](#)

All you need to do is change the city, adjust the map, and set your travel dates. How easy is that?!

On the next page, you'll see a side-by-side comparison of the results you get without The Big 7 (on the left) vs. with The Big 7 (on the right). As you can see, the quality of results you get with The Big 7 filters is substantially higher.



#4 THE BIG 7 FILTERS: RESULTS

BEFORE

To show you how much of an impact The Big 7 have on your search results, let's look at the search results in Barcelona without any filters selected:

300+ stays

Stays in Barcelona

Without any filters selected, there are more than 300 Airbnbs available in Barcelona—and actually many more. Airbnb's search engine stops counting at 300, so there are probably thousands of properties to choose from.

What's interesting is that even if you select the first 5 of The Big 7 filters, you still get 300+ search results, far too many to look through effectively.

But what about when we use The Big 7?

AFTER

After I turn on The Big 7, the results are much different:

9 stays · Nov. 12 - Nov. 15

Stays in selected map area

Cancellation flexibility

Entire place

Up to \$150

More filters · 2

Now there are only 9 stays available, but all of them are extremely relevant to you. Again, it's better to have 10 amazing Airbnbs to choose from than 1,000 good ones.


The 5-minute video below demonstrates the true power of these filters and how to use them to your advantage. I highly recommend watching it.

[Watch the video here.](#)




#4 THE BIG 7 FILTERS: BARCELONA

WITHOUT THE BIG 7



Entire apartment in Eixample
59. Rocafort Pequeño
3 guests · 2 bedrooms · 2 beds · 1 bath
Wifi · Kitchen · Air conditioning · Washer


\$71/night



Entire apartment in Eixample
Studio city center. Stays up to 32 days
2 guests · 1 bedroom · 1 bed · 1 bath
Wifi · Kitchen · Air conditioning · Washer

★ 4.36 (33)

\$54/night



Entire apartment in El Poble-sec
Stylish 1 bed flat with balcony in Montjüic
4 guests · 1 bedroom · 1 bed · 1 bath
Wifi · Kitchen · Air conditioning · Washer

★ 4.75 (4)

\$61/night



WITH THE BIG 7



Entire apartment in Dreta de l'Eixample
Vintage Concept Flat in Chic Neighbourhood
5 guests · 1 bedroom · 3 beds · 1 bath
Wifi · Kitchen · Air conditioning · Washer

★ 4.85 (378)

\$96/night



Entire apartment in La Nova Esquerra de l'Eixample
Apartamento urbano, tranquilo y chic cerca del Pas...
3 guests · 1 bedroom · 1 bed · 1 bath
Wifi · Kitchen · Air conditioning · Washer

★ 4.92 (270)

\$80/night




Entire apartment in Ciutat Vella
Diseño y tranquilidad al lado de Plaza Cataluña
6 guests · 2 bedrooms · 3 beds · 1.5 baths
Wifi · Kitchen · Air conditioning · Washer

★ 4.72 (442)

\$69/night





#5 BUILDING IN FLEXIBILITY

If you get too many (or too few) search results, here are the filters you should change to get back on track.

TO BE LESS FLEXIBLE...

#1 Select "Traveling For Work"

Airbnb hosts who indicate their property is ready to host business travelers need to confirm a number of additional amenities, including "a table or desk with space for a laptop" and "a chair that's comfortable to work in."

If your search yields more than 10 options and you plan on doing at least a bit of work while you're there, this is the best way to find the right properties for you.

#2 Decrease Your Maximum Price

Many cities have dozens of Airbnbs available for less than \$150/night that meet all of our Big 7 search criteria.

In that case, you'll want to drop your maximum price to filter out the more expensive properties—potentially saving you hundreds of dollars over the course of your trip.

We recommend \$100/night.

TO BE MORE FLEXIBLE...

#1 Remove The Superhost Filter

Many Airbnb Plus properties are hosted by Superhosts, but not all of them are, so we recommend removing the Superhost filter first if you want to see more properties.

#2 Use Flexible Dates

When choosing your dates, you can select +/- 1, 2 or 3 days. To avoid wasting time, we only recommend doing this if you're not yet fully committed to your dates.

#3 Increase Your Maximum Price

If you're searching using our recommended maximum price of \$150/night, you should get great results in just about every city around the world.

If you're booking last-minute, though, you may want to boost the price a bit, and then look through your options again.

We recommend \$200/night.



#6 MISTAKES TO AVOID

DON'T FILTER OUT AMENITIES

Some Airbnb properties have been online for many years, but because Airbnb's requirements have changed in that time, those properties are a bit behind.

For example, older properties were never required to indicate whether they have a carbon monoxide detector or not, so many of Airbnb's long-standing hosts haven't added one to their listing page (even when their property has it).

In that case, selecting the carbon monoxide detector filter would remove a relevant listing from your search results. That's why we don't recommend doing it.

If something is extremely important to you, like a swimming pool, turn on the Pool filter, but otherwise, leave the amenities filters alone. You'll be glad you did.

DON'T FORGET YOUR DISCOUNT

If you've never stayed in an Airbnb before, you're in luck, because we've got a discount code for you right here.

[Click here to get \\$45 off your first stay with Airbnb.](#)

(This link does not offer any discount to existing Airbnb users.)

But even if you've stayed in dozens of Airbnbs like me, there's still one great way to drastically reduce how much you pay for every Airbnb booking you make.

I'm excited to show you how.



#7 HOW TO SAVE 20%+ ON EVERY AIRBNB BOOKING

The 10 Or Less search method is just one of many Airbnb strategies I've developed after being active on the platform—both as a guest and as a host—for over 8 years.

Another is how to save a *LOT* of money every time I book an Airbnb, which is why I want to give you the word-for-word scripts I've used to get messages from hosts like:

- "I can offer you \$650, which is \$450 less than my normal price. Is that alright for you?"
- "This is the biggest price cut I've ever given a guest, but you seem like the right fit for my place. Let's do it."
- "OK, I can make a 35% discount work. I'll send you a special offer for that now."

Don't reinvent the wheel. Don't wonder what words to say.



I'm Jordan Bishop of Yore Oyster. I've spent years hosting hundreds of Airbnb guests and staying in over 75 Airbnbs myself... and now I want to give you the exact script I use to save 20% or more on every Airbnb booking I make.

[Go here to learn more.](#)